




# Ashdon Primary School

## Newsletter

10th January 2025

Address: Bartlow Road, Ashdon, Essex, CB10 2HB Tel: 01799584219 Email: admin@ashdon.essex.sch.uk



JESSICA 9.1.25

sopey ~~sopey~~ vead  
 in the oven.  
SOOP

in the pot.  
emato, basle  
 and CRUNCHY CAROTS  
 are simmering  
 on top.

soup tonight.  
 Mama's making  
 'cause  
 a bite,  
 and have  
 with me  
 Then sit  
 cosy cup.  
 fill a

Dip the ladle, scoop it up,

9.1.25 Jaydan

crungy toast  
 in the oven.  
crunshy soop  
carrey pot

in the pot.  
eswætcoras SWEET bread sewith me  
 and soopee soop  
 are simmering  
 on top.

soup tonight.  
 Mama's making  
 'cause  
 a bite,  
 and have  
 with me  
 Then sit  
 cosy cup.  
 fill a

Dip the ladle, scoop it up,






# Ashdon Primary School

## Newsletter

10th January 2025

Address: Bartlow Road, Ashdon, Essex, CB10 2HB Tel: 01799584219 Email: admin@ashdon.essex.sch.uk



8/1/25  
Identify pairs of rhyming words

Found pairs .

Phonics 9/1/25

ICE

ICE AN COCKLE L F OO IO  
FOO B

WOW!



# English

How to make a sandwich  
you will need:

- brown-white bread 1x
- Peanut butter
- cabbage
- egg

Instructions:

- 1) Get brown bread, white bread.
- 2) Get the cabbage, peanut butter and egg.
- 3) Get one piece of the bread.
- 4) Put the fillings in.
- 5) Put last piece of bread on the top of the fillings
- 6) Then eat!

✓ 😊 Clear instructions

Class 2 have been following instructions really well and have written their own - can you follow them?

How to Play Snakes And Ladders:

You Will Need:

- A few counters
- A dice
- more than one person ✓
- A board

Instructions:

1. Set up the board, on the table.
2. Place the counter on Start.
3. Roll the dice, whatever you land on move to that number
4. if you land on a snake you go down
5. if you land on a ladder you go up ✓

L.O: To write an instruction text.

Start	1	2	3	4	5	6	7	8	9	10	11	12
	13	14	15	16	17	18	19	20	21	22	23	24
	25	26	27	28	29	30	31	32	33	34	35	36
	37	38	39	40	41	42	43	44	45	46	47	48
	49	50	51	52	53	54	55	56	57	58	59	60
	61	62	63	64	65	66	67	68	69	70	71	72
	73	74	75	76	77	78	79	80	81	82	83	84
	85	86	87	88	89	90	91	92	93	94	95	96
	97	98	99	100	101	102	103	104	105	106	107	108
	109	110	111	112	113	114	115	116	117	118	119	120



# English

Then they to one of the brothers had found a wooden knob on the wall. They pushed some ivy out of the way and opened the old, rusty decreped door. They went in but it was just a old cell so they just were about to leave when they saw elfs real life elfs! the They were so shocked they froze. Then just beffore they took another breathe the elfs had to just slamed the door shut and a fan

They were in total panick then they blacked out.

They woke up and an entire elf village was surround them. They were mortified. They had fainted once again because of the shock. They had woken up again and they had were just about to faint again to but two elfs stopped them. They were nice. They talked to they them softly so they wouldn't freak then they warmed up to the place. they actually were really glad those evil elfs had shoved them in because otherwise they would <sup>have</sup> never been able to meet the kind elfs and see that wonderful town full off elfs.

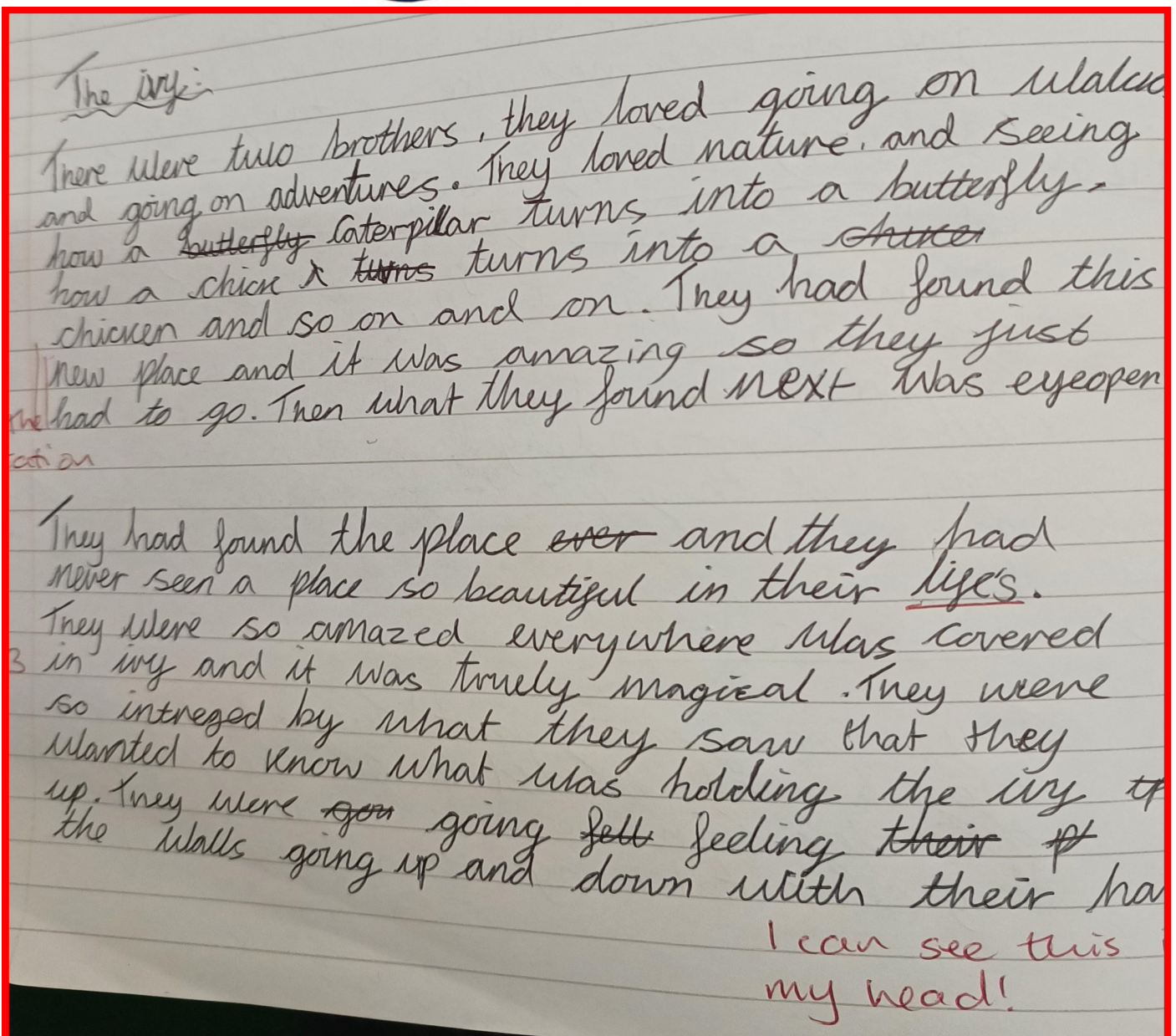
3 They had an very intresting day and were ved to call it a day. They had went back to the elf freinds houses and slept. They had woken up the next morning and they were gone and had woken up in a different day so they but they hadn't freaked out actually ene opposite the

Class 3 planned and wrote stories, based on a picture prompt. They produced some fabulous work, including techniques and grammar we have been learning in class.

Amazing work, everyone!



# English



Class 3 planned and wrote stories, based on a picture prompt. They produced some fabulous work, including techniques and grammar we have been learning in class.

Amazing work, everyone!

## Our New Mud Kitchen: Where Learning Gets Messy!

We're excited to introduce the newest addition to our Class 1 outdoor area – a wonderful mud kitchen that's already becoming a hub of creativity and learning!

### Learning Through Play

In our mud kitchen, children develop crucial skills while having fun. They strengthen their mathematical understanding through measuring and counting, enhance their language skills by discussing their "recipes," and build social skills through collaborative play. The hands-on sensory experiences of mixing, pouring and creating with natural materials provide invaluable learning opportunities for our young explorers.



### A Heartfelt Thank You

Dear Mr. Collins,

Your generosity has transformed our outdoor space into something truly special. The mud kitchen you crafted shows exceptional care and attention to detail, perfectly suited for our young learners. Your thoughtful addition of overalls ensures our little chefs can fully immerse themselves in their muddy adventures without worry. As we watch our children "whisking" away at their latest creations and having a "soup-er" time, we're reminded of your kindness. You've proven that when it comes to supporting children's education, you're no "small potatoes"! The joy on our children's faces as they explore their new mud kitchen is priceless. Your contribution will enrich our children's learning experiences for years to come.

With sincere thanks,  
Class 1 Children and Staff

\*P.S. We look forward to sharing photos of our budding chefs in action – though they might be a bit "mud-dled"!\*



**BARCLAYS**  
**GIRLS' FOOTBALL**  
**SCHOOL**  
**PARTNERSHIPS**  
BY ENGLAND FOOTBALL



### Empowering Girls Through Football: Barclays School Partnership Success

Barclays Girls' Football School Partnerships is transforming the landscape of female football by creating innovative pathways for young girls to engage with the sport. The program takes a holistic approach, focusing not just on playing skills, but on developing the next generation of female football professionals across multiple domains.

The initiative nurtures talent from the grassroots level, ensuring girls' first contact with football is positive and engaging. This foundational approach helps build confidence and creates lasting enthusiasm for the sport. Beyond playing on the field, the partnership encourages girls to explore various roles within football, from coaching and officiating to leadership and marketing positions.

Recognition plays a key role in the program's success, with participants receiving trophies to celebrate their involvement in football activities both within and outside school. These awards acknowledge not only competitive achievements but also participation and dedication to the sport, reinforcing the message that every contribution to women's football is valuable.

Through this comprehensive approach, the Barclays partnership is helping to build a more inclusive football culture while providing girls and young women with the tools, confidence, and opportunities they need to succeed in all aspects of the sport.



## Stars of the week!

Our Stars of the Week have truly shone this week! Their achievements have impressed everyone around them. Whether it was an example of good behaviour, wonderful work, or just being incredibly kind - they have been fantastic role models for their classmates. Keep up the brilliant work. We are all very proud of you!



## Attendance Winners!

**1**  
First Place - Class 2 = 96.67%

**2**  
Second Place - Class 3 = 90.0%

**3**  
Third Place - Class 1 = 86.64%

Well done Class 2. You are our weekly winners.

You have earned yourselves an extra 10 minutes playtime on Friday afternoon!

## Pawsome Reading

Our friendly school dog, Jaffle, is available during break times to listen to children read. Reading to a dog can help build confidence and make reading more enjoyable! If your child would like to spend some break time reading with Jaffle, please remind them to speak to their teacher to sign up to his timetable. Not everyone will have the opportunity to read to him every week, but we will try our best to fit children in to see him often.



  
Jaffle

**Important News and  
Information:**

- Monday 13th January - School Photos (Individual, Classes and Whole School)
- Monday 13th January - Mrs. Collins' last day at school
- Friday 17th January @ 09:15 - Celebration Assembly
- Friday 24th January @ 09:15 - Celebration Assembly
- Friday 31st January @ 09:15 - Celebration Assembly
- Wednesday 5th February - Road Safety Training for Reception Children
- Wednesday 5th February - Road Safety Training for Class 3
- Friday 7th February @ 09:15 - Celebration Assembly
- Tuesday 11th February - Parent Consultation Meetings Day 1
- Thursday 13th February - Parent Consultation Meetings Day 2
- Thursday 13th February - End of Spring Term 1
- Friday 14th February - Staff Inset Day
- Monday 24th February - First Day of Spring Term 2